



Photograph for Admission Card and EZ-Link Card (Diploma Student Concession Card)

Name:	Admission Number:
Course:	

1. Paste your photo in the box on the right (Do not staple).
2. Digital photo image printout is NOT allowed.









(Guidelines for photograph, please turn to next page)

Important Note:

Failure to submit your photograph or meet the requirements will result in the delay in you receiving the Admission Card and EZ-Link Card (Diploma Student Concession Card).

For official use					
1)	2)	3)	4)	5)	6)

	Guidelines for photograph:	✓	✗
i)	a. Use a recent passport-sized colour photograph (taken within the last 6 months) with plain white background.		 <p data-bbox="997 794 1475 825">Should not be taken against dark background.</p>
ii)	a. Show the full face and without headgear. Headgear worn in accordance with religious or racial customs is acceptable but must not hide the facial features. b. Photo must show frontal view of your head and shoulders.		 <p data-bbox="997 1133 1509 1164">Photo is too closed up and shoulders cannot be seen.</p>
iii)	a. Hair not across and / or covering the eyes / eyebrows. b. To observe proper decorum (in hairstyle) that is befitting of a SP student.		 <p data-bbox="1035 1472 1475 1502">Hair should not cover eyebrows and / or eyes.</p>