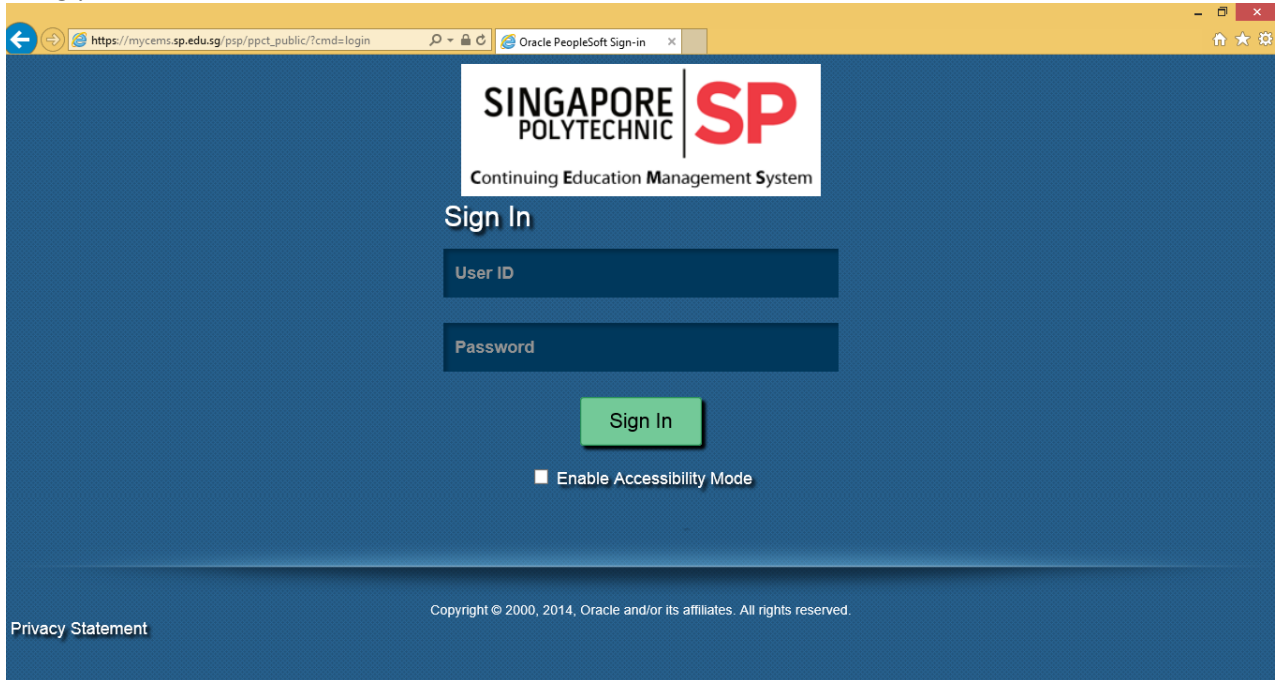
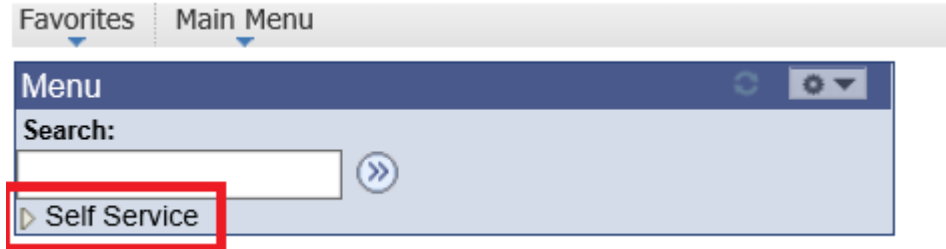


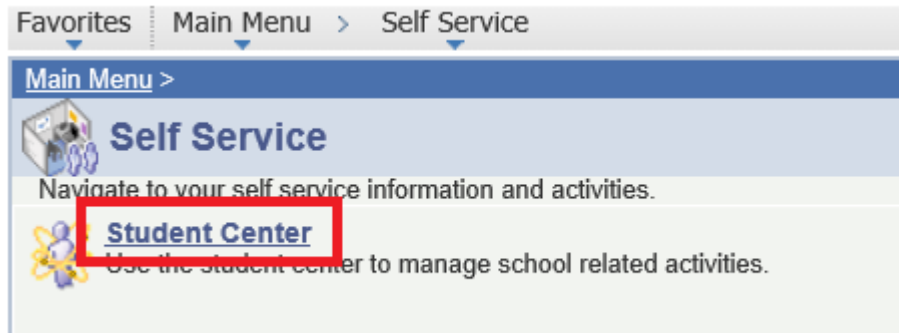
1. Please login to CEMS Student Portal (https://mycems.sp.edu.sg/psp/ppct_public/?cmd=login) using your SPICE ID And Password.



2. Please select **Self-Service** as highlighted.



3. Please select **Student Center** as highlighted.



4. Please select **Current Semester** as highlighted

Favorites Main Menu > Self Service > Student Center

Student Center

Academics

Current Semester
[My Academics](#)
[Leave of Absence](#)
[Course Feedback](#)

other academic... ▾ »»

This Week's Schedule	
Class	Schedule

5. Please select **Exam Information** as highlighted

Favorites Main Menu > Self Service > Student Center

go to ... ▾ »»

[Current Semester](#) [My Academics](#) [Leave of Absence](#) [Course Feedback](#)

[My Class Schedule](#) **[Exam Information](#)**

6. Please select **View my exam schedule** link as highlighted.

Favorites Main Menu > Self Service > Student Center

go to ... ▾ »»

[Current Semester](#) [My Academics](#) [Leave of Absence](#) [Course Feedback](#)

[My Class Schedule](#) [Exam Information](#)

Term Information

Exam Schedule **[View my exam schedule](#)**

Grades [View my grades](#)

7. You will be able to see your current semester exam schedule as shown below on or after the exam schedule release date.

[Favorites](#)
[Main Menu](#)
[Self Service](#)
[Student Center](#)

[Current Semester](#)
[My Academics](#)
[Leave of Absence](#)
[Course Feedback](#)

[My Class Schedule](#)
[Exam Information](#)

My Exam Schedule

2015 Semester 2 | Singapore Polytechnic

Module	Module Name	Exam Date	Time	Room	Seat Nbr
ETxxxx	aaaaa aaa	dd/mm/yyyy	7:00PM - 9:10PM	T223	xx

Do note that should you be absent from any examination paper, you will have to submit supporting documents to PACE Academy, within 2 working days of your absence from the date of examination.